



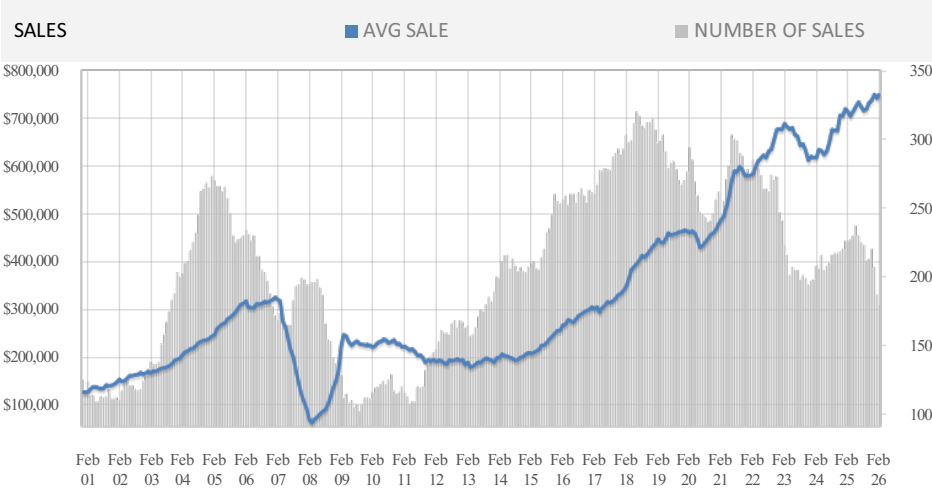
# MADISON ADAMS™

## REAL ESTATE MARKET REPORT

### JERSEY CITY

**02** 2026  
**MARKET TRENDS**  
 Monthly Market Report

HUDSON COUNTY—NEW JERSEY—GOLD COAST ON THE HUDSON™



## HOME SALES & MARKET TRENDS

12 MONTH MOVING AVG  
 As of 02/28/26

**PRICES**  
 Average Sale

**\$752,459** ↑

**UNITS SOLD**  
 12 Months

**179** ↓



**ACTIVE**  
 February

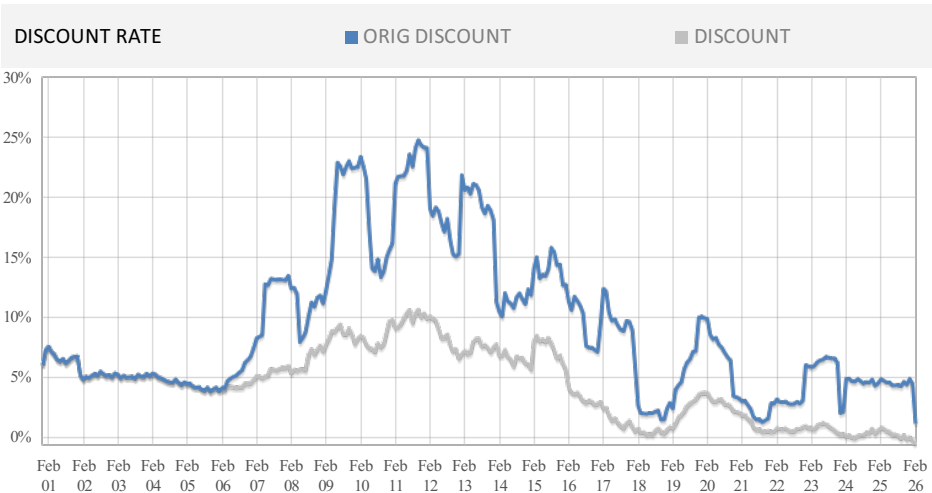
**39**

**ABSORPTION**  
 Months

**3.0** ↑

**ORIG DISCOUNT**  
 From First List Price

**1.1%** ↓

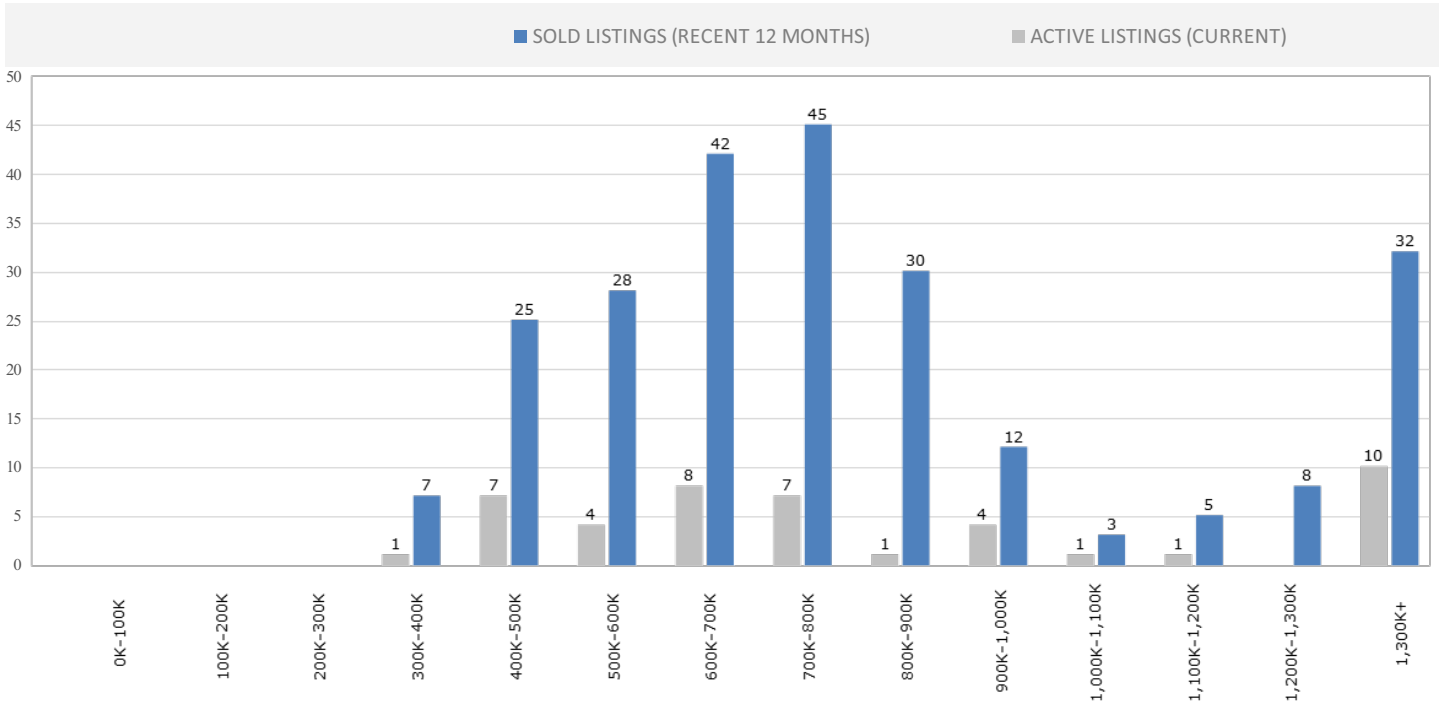


**DISCOUNT**  
 From Last List Price

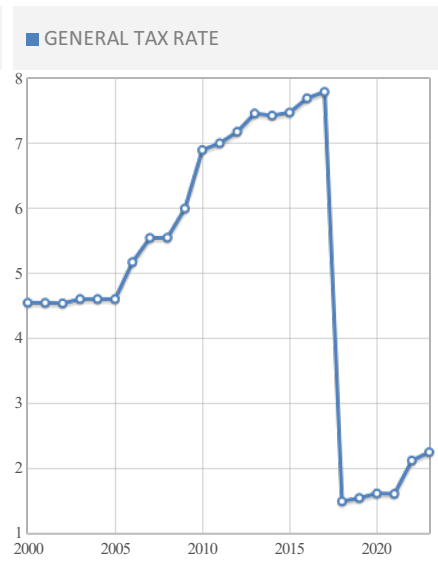
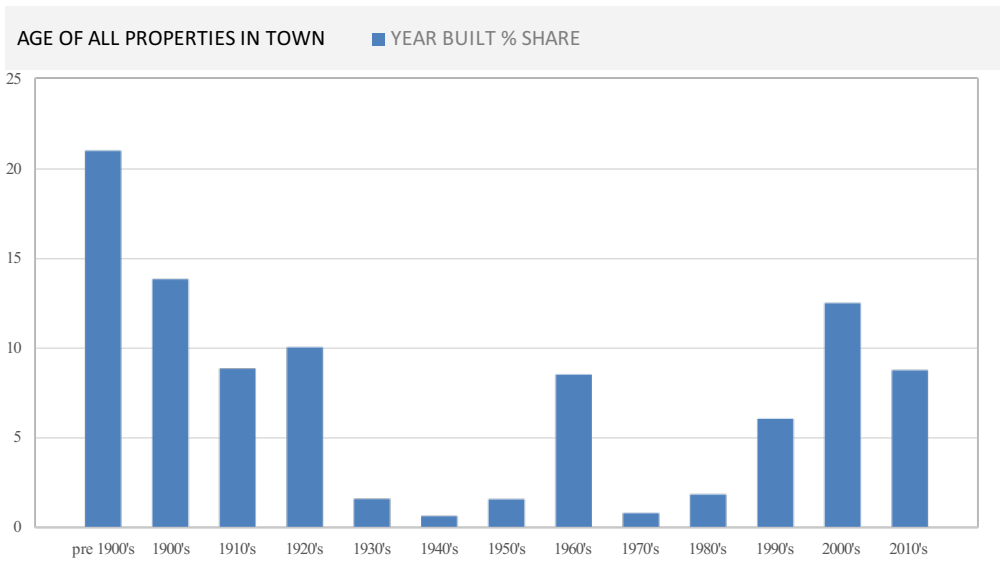
**-0.6%** ↓

### TOWN STATS

Population	267,345
Total Housing Units	104,018
Single Family Homes	36,684
General Tax Rate (2023)	2.246%
Effective Tax Rate (2023)	1.944%



## VIBRANCY & DEVELOPMENT



For proper use and methodology please go to [www.madisonadams.com/reports](http://www.madisonadams.com/reports). For comments or questions about this report please contact us at [office@madisonadams.com](mailto:office@madisonadams.com)

Copyright © Madison Adams Real Estate, All Rights Reserved

WE HOLD THESE TRUTHS TO BE SELF-EVIDENT, THAT ALL MEN ARE CREATED EQUAL, THAT THEY ARE ENDOWED BY THEIR CREATOR WITH CERTAIN UNALIENABLE RIGHTS, THAT AMONG THESE ARE LIFE, LIBERTY AND PROPERTY. ALL MATERIAL PRESENTED HEREIN IS FOR INFORMATION PURPOSES ONLY. IT IS DEEMED RELIABLE BUT IT IS NOT GUARANTEED AND IT SHOULD BE INDEPENDENTLY VERIFIED BY THE READER WITH THEIR OWN ATTORNEY, ARCHITECT OR ZONING EXPERT INCLUDING BUT NOT LIMITED TO SQUARE FOOTAGE, ROOM COUNT, BEDROOMS AND SCHOOL DISTRICTS. IT IS SUBJECT TO ERRORS, OMISSIONS, CHANGES OR WITHDRAWAL NOTICE. MADISON ADAMS™ REAL ESTATE MAKES NO WARRANTY, EITHER EXPRESSED OR IMPLIED, AS TO ACCURACY OF THE DATA CONTAINED WITHIN OR OBTAINED FROM THIS ADVERTISEMENT. THIS ADVERTISEMENT IS NOT INTENDED TO SOLICIT PROPERTY ALREADY LISTED WITH A LICENSED REAL ESTATE BROKER. IF YOUR PROPERTY IS CURRENTLY LISTED WITH ANOTHER LICENSED REAL ESTATE BROKER PLEASE DISREGARD THIS OFFER.

**SELLER GUIDANCE** - Jersey City is balanced, with buyers and sellers on more even footing, so pricing accuracy and presentation matter most. Mispricing risk is low, a well-positioned home can usually maintain its pricing posture without needing mid-listing reductions. The recommended approach is to price right and expect normal negotiation, focus on accurate positioning, strong presentation, and reasonable give-and-take on terms. Closing behavior reflects a bidding-up trend, many deals tend to sell at or above the final asking price, consistent with competitive buyer behavior. Practical takeaway: align the list price with the most defensible value range, match the strategy to current leverage and risk, and use early-market feedback, including showing activity, offer quality, and timing to confirm the listing is positioned appropriately.

## MARKET LEVERAGE INDEX (MLI)

The Market Leverage Index (MLI) is a 1–100 score that shows how much negotiating power sellers have right now in your town. Higher scores mean buyers are competing more, and sellers can typically hold firmer on price and terms.

**44**

### BALANCED

Buyers and sellers have similar leverage. Accurate pricing and good presentation matter most.

## MISPRICING RISK INDEX (MRI)

The Mispricing Risk Index (MRI) is a 1–100 score that estimates how likely a home is to sit longer and require price reductions if it's listed above what buyers are currently paying in the market.

**12**

### VERY LOW MISPRICING RISK

The market is highly forgiving. Well-presented homes can often hold the price without the need for reductions.

## DISCOUNT CLIMATE INDICATOR (DCI)

The Discount Climate Indicator (DCI) shows whether homes are typically selling below the final asking price (buyers negotiating discounts) or at/above it (buyers competing and paying premiums).



### BIDDING-UP TREND

Homes are commonly selling above the final asking price, which usually means buyers are competing and sellers can hold firm.

## MARKET PRICING GUIDE (MPG)

The Market Pricing Guide (MPG) helps sellers choose the best listing price approach by showing how strong the market is right now and how risky it is to start too high.



### PRICE RIGHT AND EXPECT NORMAL NEGOTIATION

Balanced market. Buyers have options. Pricing must be accurate and normal negotiation should be expected. Price it correctly to attract steady interest and be prepared for normal negotiation on price or credits.