



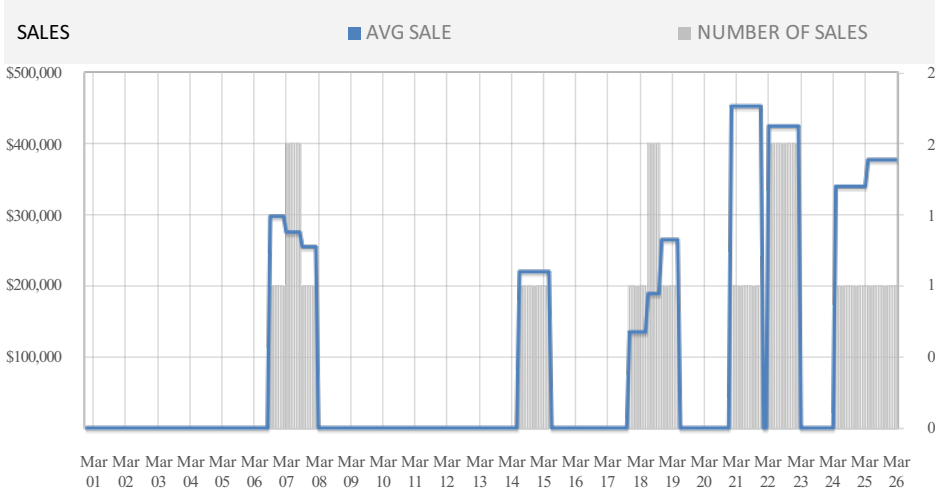
MADISON ADAMS™

REAL ESTATE MARKET REPORT

EAST NEWARK

03 2026
MARKET TRENDS
 Monthly Market Report

HUDSON COUNTY—NEW JERSEY—GOLD COAST ON THE HUDSON™



HOME SALES & MARKET TRENDS

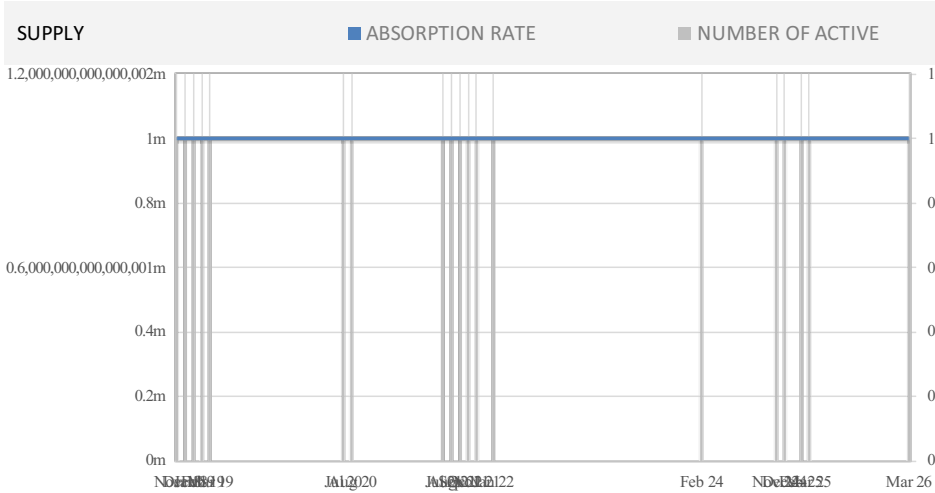
12 MONTH MOVING AVG
 As of 03/31/26

PRICES
 Average Sale

\$377,500

UNITS SOLD
 12 Months

1



ACTIVE
 March

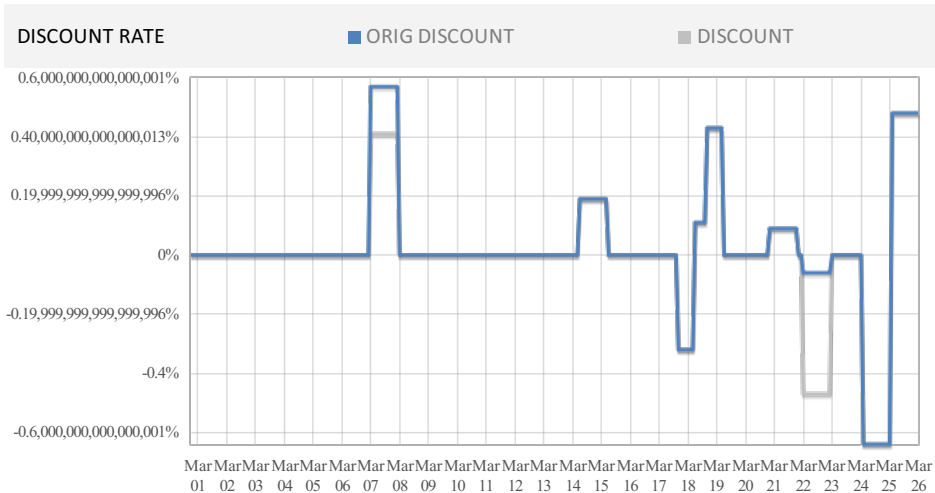
1↑

ABSORPTION
 Months

1.0↑

ORIG DISCOUNT
 From First List Price

0.5%



DISCOUNT
 From Last List Price

0.5%

TOWN STATS

Population	2,406
Total Housing Units	794
Single Family Homes	79
General Tax Rate (2025)	3.076%
Average Tax Bill (2025)	\$8,556

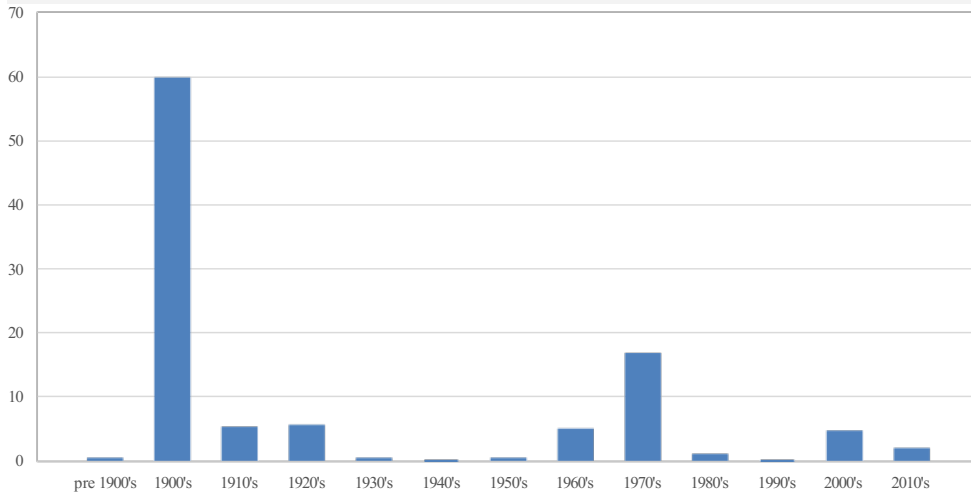
■ SOLD LISTINGS (RECENT 12 MONTHS)

■ ACTIVE LISTINGS (CURRENT)

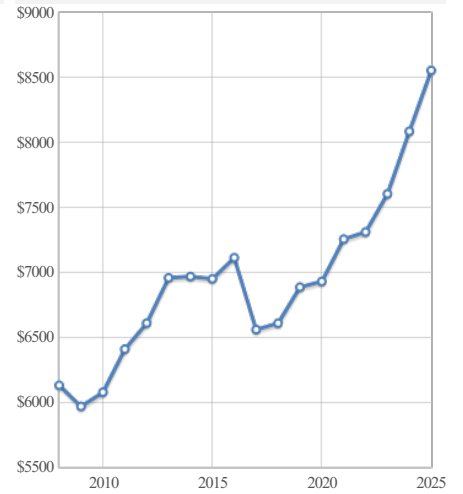
VIBRANCY & DEVELOPMENT

AGE OF ALL PROPERTIES IN TOWN

■ YEAR BUILT % SHARE



■ AVG. TAX BILL



For proper use and methodology please go to www.madisonadams.com/reports. For comments or questions about this report please contact us at office@madisonadams.com

Copyright © Madison Adams Real Estate, All Rights Reserved

WE HOLD THESE TRUTHS TO BE SELF-EVIDENT, THAT ALL MEN ARE CREATED EQUAL, THAT THEY ARE ENDOWED BY THEIR CREATOR WITH CERTAIN UNALIENABLE RIGHTS, THAT AMONG THESE ARE LIFE, LIBERTY AND PROPERTY. ALL MATERIAL PRESENTED HEREIN IS FOR INFORMATION PURPOSES ONLY. IT IS DEEMED RELIABLE BUT IT IS NOT GUARANTEED AND IT SHOULD BE INDEPENDENTLY VERIFIED BY THE READER WITH THEIR OWN ATTORNEY, ARCHITECT OR ZONING EXPERT INCLUDING BUT NOT LIMITED TO SQUARE FOOTAGE, ROOM COUNT, BEDROOMS AND SCHOOL DISTRICTS. IT IS SUBJECT TO ERRORS, OMISSIONS, CHANGES OR WITHDRAWAL NOTICE. MADISON ADAMS™ REAL ESTATE MAKES NO WARRANTY, EITHER EXPRESSED OR IMPLIED, AS TO ACCURACY OF THE DATA CONTAINED WITHIN OR OBTAINED FROM THIS ADVERTISEMENT. THIS ADVERTISEMENT IS NOT INTENDED TO SOLICIT PROPERTY ALREADY LISTED WITH A LICENSED REAL ESTATE BROKER. IF YOUR PROPERTY IS CURRENTLY LISTED WITH ANOTHER LICENSED REAL ESTATE BROKER PLEASE DISREGARD THIS OFFER.

SELLER GUIDANCE - East Newark is a strongly buyer-favored market, with abundant choice and heightened price sensitivity, so sellers need accurate pricing and more flexible terms to win offers. Mispricing risk is low, a well-positioned home can usually maintain its pricing posture without needing mid-listing reductions. The recommended approach is to price right and expect normal negotiation, focus on accurate positioning, strong presentation, and reasonable give-and-take on terms. Closing behavior is discount-driven, many deals negotiate meaningfully below the final asking price, often through price, credits, or concessions at the finish line. Practical takeaway: align the list price with the most defensible value range, match the strategy to current leverage and risk, and use early-market feedback, including showing activity, offer quality, and timing to confirm the listing is positioned appropriately.

MARKET LEVERAGE INDEX (MLI)

The Market Leverage Index (MLI) is a 1–100 score that shows how much negotiating power sellers have right now in your town. Higher scores mean buyers are competing more, and sellers can typically hold firmer on price and terms.

1

STRONG BUYER'S MARKET

Buyers have clear leverage. Pricing must be sharp and sellers often need to offer stronger terms or concessions to sell.

MISPRICING RISK INDEX (MRI)

The Mispricing Risk Index (MRI) is a 1–100 score that estimates how likely a home is to sit longer and require price reductions if it's listed above what buyers are currently paying in the market.

1

VERY LOW MISPRICING RISK

The market is highly forgiving. Well-presented homes can often hold the price without the need for reductions.

DISCOUNT CLIMATE INDICATOR (DCI)

The Discount Climate Indicator (DCI) shows whether homes are typically selling below the final asking price (buyers negotiating discounts) or at/above it (buyers competing and paying premiums).



DISCOUNT-DRIVEN MARKET

Homes are often selling meaningfully below the final asking price, so overpricing is penalized and sellers may need stronger pricing and/or concessions.

MARKET PRICING GUIDE (MPG)

The Market Pricing Guide (MPG) helps sellers choose the best listing price approach by showing how strong the market is right now and how risky it is to start too high.



PRICE RIGHT AND EXPECT NORMAL NEGOTIATION

Balanced market. Buyers have options. Pricing must be accurate and normal negotiation should be expected. Price it correctly to attract steady interest and be prepared for normal negotiation on price or credits.